

Monster Count

10 Frames and Numbers



Monster Count

12 monster cards (0-15)

1 student recording sheet

Laminate and cut out the 12 monster cards.


Hang the cards around the room or lay them on the floor face-up .

Student Directions

The kiddos take their recording sheet and find a monster card that matches a monster on their recording sheet. Look at the ten frame – count – write the number that represents each monster.

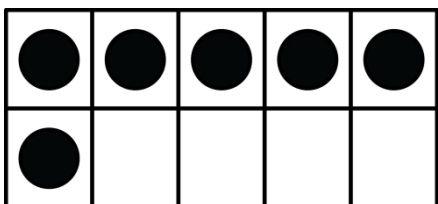

**** Another Activity**

Student recording sheet. Make Tallies to represent the ten frames.



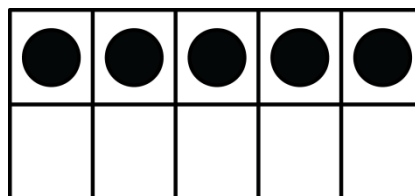

Teacher - Laminate – Cut – Hang each monster around the classroom OR lay face up in a playing area.

A



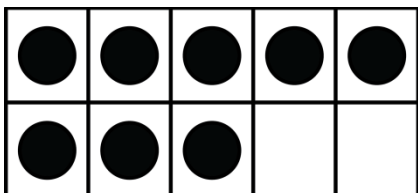
The Teacher Bin

B




The Teacher Bin

C



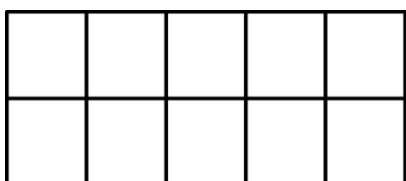

The Teacher Bin

D





The Teacher Bin

E



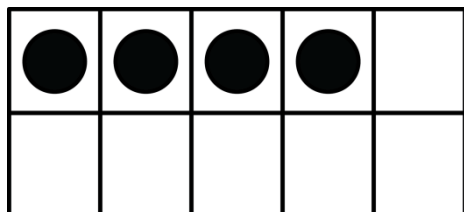
The Teacher Bin

F



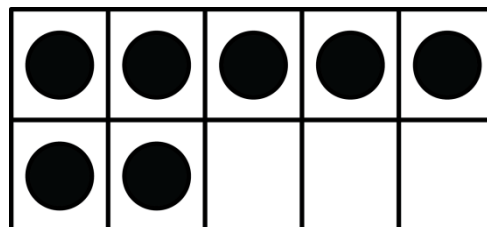

The Teacher Bin

G



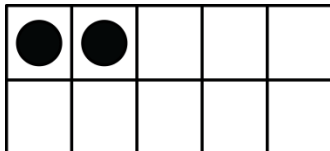

The Teacher Bin

H



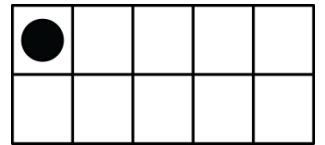


The Teacher Bin

I



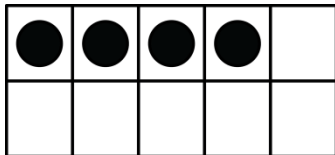


The Teacher Bin

J



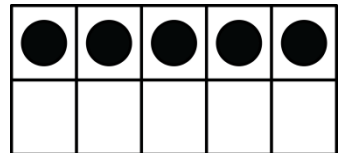
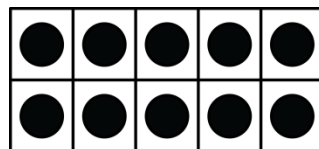

The Teacher Bin

K



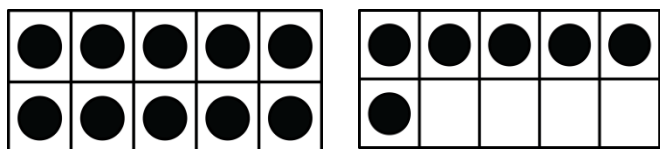

The Teacher Bin

L



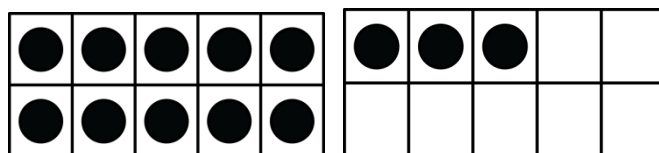
The Teacher Bin

M



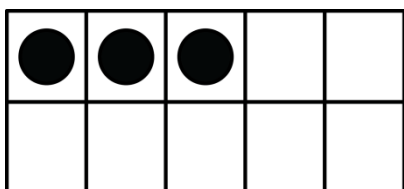

The Teacher Bin

N



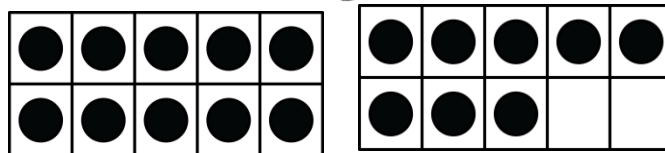
The Teacher Bin

O



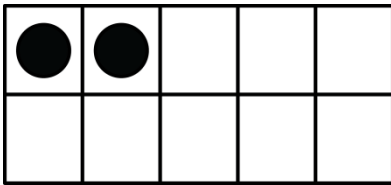
The Teacher Bin

P



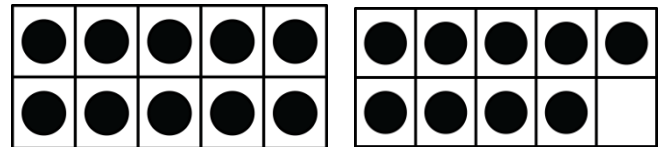

The Teacher Bin

Q



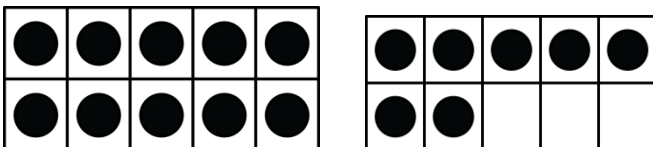
The Teacher Bin

R



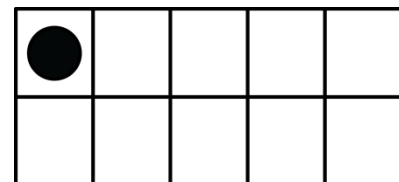
The Teacher Bin

S




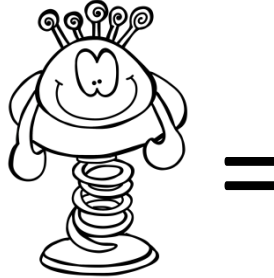
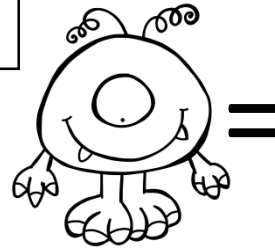




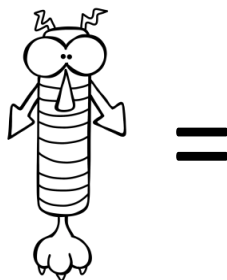



The Teacher Bin

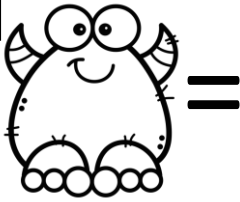
T




The Teacher Bin

A**B****C****D****E****F****G****H****I****J****K****L**


M




N



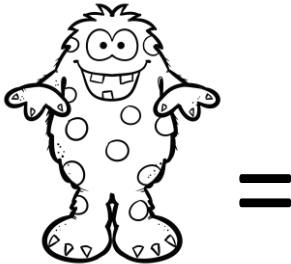
O




P




Q




R



S



O



Thank You

- All pages are copyright. You may not create anything to sell or share based off this packet.
- Please do not share with colleagues. This is just meant for your own use. Please send your colleagues to [my store](#) to purchase their own copy!
- You are welcome to share via social media and pin this product's main page as long as it provides a link to my store.



<https://www.teacherspayteachers.com/Store/Ashley-Hughes>



<https://www.teacherspayteachers.com/Store/Educlips>



<https://www.teacherspayteachers.com/Store/Kimberly-Geswein-Fonts>



<https://www.teacherspayteachers.com/Store/Teaching-In-The-Tongass>



<https://www.teacherspayteachers.com/Store/Chirp-Graphics>



<https://www.teacherspayteachers.com/Store/Krista-Walden>