



Sight Word Card Game

Snowman

The Teacher Bin

Sight Word-Snowman Card Game 3-4 players

Materials

- 126 Sight Word Snowman Cards
(Dolch word list Pre-primer –Primer-and some 1st grade)
- Carrot Cards (18)
- Snowman Top Cards (1 copy on the back of each card for security)

How to Play

Print one set of Snowman cards and 2 set of Carrot cards. I print top cards on each card. Cut and Laminate cards.

Place the cards face down on the table.

A kiddo picks up a card and reads the word. If they get it right , they keep the card and continues to draw cards until the player does not know the word or draws a carrot card.

If the student draws a carrot card The turn is done. Keep the carrot card.


The game continues with the next players around the table.

When all the cards have been drawn the game is done.

The kiddo with the most sight word card wins.


Teacher Tip:

- Choose the Cards most appropriate for your group
- I use one carrot card for every 5 sight word cards




a

The Teacher Bin




am

The Teacher Bin




an

The Teacher Bin




are

The Teacher Bin




all

The Teacher Bin




at

The Teacher Bin




and

The Teacher Bin




after

The Teacher Bin




asked

The Teacher Bin




big

The Teacher Bin




but

The Teacher Bin




by

The Teacher Bin




come

The Teacher Bin




can

The Teacher Bin




came

The Teacher Bin




dad

The Teacher Bin




did

The Teacher Bin




do

The Teacher Bin




for

The Teacher Bin




from

The Teacher Bin




go

The Teacher Bin




get

The Teacher Bin




give

The Teacher Bin




going

The Teacher Bin




good

The Teacher Bin




have

The Teacher Bin




he

The Teacher Bin




had

The Teacher Bin




has

The Teacher Bin




he

The Teacher Bin




her

The Teacher Bin




help

The Teacher Bin




here

The Teacher Bin




his

The Teacher Bin




how

The Teacher Bin




I

The Teacher Bin




in

The Teacher Bin




is

The Teacher Bin




it

The Teacher Bin




let

The Teacher Bin




like

The Teacher Bin




little

The Teacher Bin




look

The Teacher Bin




love

The Teacher Bin




make

The Teacher Bin




me

The Teacher Bin




mom

The Teacher Bin




my

The Teacher Bin




new

The Teacher Bin




no

The Teacher Bin




not

The Teacher Bin




of

The Teacher Bin




on

The Teacher Bin




our

The Teacher Bin




out

The Teacher Bin




over

The Teacher Bin




play

The Teacher Bin




please

The Teacher Bin




pretty

The Teacher Bin




put

The Teacher Bin




ran

The Teacher Bin




run

The Teacher Bin




said

The Teacher Bin




saw

The Teacher Bin




say

The Teacher Bin




see

The Teacher Bin




she

The Teacher Bin




so

The Teacher Bin




soon

The Teacher Bin




stop

The Teacher Bin




thank

The Teacher Bin




that

The Teacher Bin




the

The Teacher Bin




them

The Teacher Bin




then

The Teacher Bin




there

The Teacher Bin




they

The Teacher Bin




than

The Teacher Bin




this

The Teacher Bin




to

The Teacher Bin




today

The Teacher Bin




be

The Teacher Bin




because

The Teacher Bin




back

The Teacher Bin




before

The Teacher Bin




too

The Teacher Bin




under

The Teacher Bin




up

The Teacher Bin




us

The Teacher Bin




want

The Teacher Bin




was

The Teacher Bin




we

The Teacher Bin




went

The Teacher Bin




were

The Teacher Bin




what

The Teacher Bin




when

The Teacher Bin




where

The Teacher Bin




who

The Teacher Bin




why

The Teacher Bin




will

The Teacher Bin




with

The Teacher Bin




went

The Teacher Bin




yes

The Teacher Bin




you

The Teacher Bin




red

The Teacher Bin




pink

The Teacher Bin




orange

The Teacher Bin




green

The Teacher Bin




blue

The Teacher Bin




yellow

The Teacher Bin




brown

The Teacher Bin




purple

The Teacher Bin




black

The Teacher Bin




gray

The Teacher Bin




white

The Teacher Bin




ten

The Teacher Bin




nine

The Teacher Bin




eight

The Teacher Bin




seven

The Teacher Bin




six

The Teacher Bin




five

The Teacher Bin




four

The Teacher Bin




three

The Teacher Bin




two

The Teacher Bin



one

The Teacher Bin



zero

The Teacher Bin



The Teacher Bin



The Teacher Bin



The Teacher Bin



The Teacher Bin



The Teacher Bin



The Teacher Bin



The Teacher Bin



The Teacher Bin



The Teacher Bin



The Teacher Bin



The Teacher Bin



The Teacher Bin



The Teacher Bin



The Teacher Bin



The Teacher Bin



The Teacher Bin



The Teacher Bin



The Teacher Bin

Sight Word



The Teacher Bin

Sight Word



The Teacher Bin

Sight Word



The Teacher Bin

Sight Word



The Teacher Bin

Sight Word



The Teacher Bin

Sight Word



The Teacher Bin

Sight Word



The Teacher Bin

Sight Word



The Teacher Bin

Sight Word



The Teacher Bin

Thank You

- All pages are copyright. You may not create anything to sell or share based off this packet.
- Please do not share with colleagues. This is just meant for your own use. Please send your colleagues to [my store](#) to purchase their own copy!
- You are welcome to share via social media and pin this product's main page as long as it provides a link to my store.




<https://www.teacherspayteachers.com/Store/Kimberly-Geswein-Fonts>



<https://www.teacherspayteachers.com/Store/Educlips>



<https://www.teacherspayteachers.com/Store/Ashley-Hughes>



<https://www.teacherspayteachers.com/Store/Graphics-From-The-Pond>



<https://www.teacherspayteachers.com/Store/Teaching-In-The-Tongass>



<https://www.teacherspayteachers.com/Store/Krista-Walken>